



flowboost[®]

Flowboost PREMIUM E.K Range
Twin, Three & Four Pump
Horizontal Booster Sets

DATA SHEET

First Publication Date: 01/11/2021

Revision: v2

Revision Date: 01/07/2022

Flowboost PREMIUM E.K Range Twin, Three and Four Pump Horizontal & Vertical Booster Sets



The Flowboost PREMIUM Range is manufactured with Regulation 4/WRAS Approved horizontal multi-stage pumps and controlled via a IP66 metal control panel incorporating relevant MCB's, relays and terminal connected to IP55 pump motor mounted variable speed inverter drives with a vast array of features from the digital display, and available in twin, three and four pump configurations.

Suitable for commercial and Industrial use.
Fully wired and tested.



- Regulation 4/WRAS Approved stainless steel horizontal multi-stage pumps
- Regulation 4/WRAS Approved isolating valves and non return valves
- Regulation 4/WRAS Approved flow through valve and anti cycle vessel arrangement
- Stainless steel suction and discharge manifolds and fittings Food Grade
- Suitable for a 1 phase 230 volt or 3 phase 415 volt supply
- Pump Mounted Inverter
- Compact steel powder coated base
- Power supply under and over voltage display
- Digital operation/error status signalling via LED's and on screen alerts display
- Efficient leakage monitoring to protect pumps in the event of repeated starts
- Intelligent overload cut out to increase longevity of inverters
- Low Water Level Protection and Low water level activation BMS contacts
- Automatic Rotation of Duty Pump
- Slow fill facility (adjustable timings) on power interruption and low water level activation
- Fire Sprinkler activation terminals
- Common and individual pump BMS fault contacts
- LED Lamps for Run / Fault status
- Flowcare 2 Year 24/7 response warranty available if commissioned by the manufacturer

DETAILED OVERVIEW



Electrical Panel

High specification control panel incorporating fire spinkler override.




Pump Mounted Inverter

Digital operation/error status signalling via LED's and on screen alerts display. Can control up to 8 pumps.



Flow Through Anti Cycle Vessel

12 litre anti cycle vessel per pump complete with flow through valve



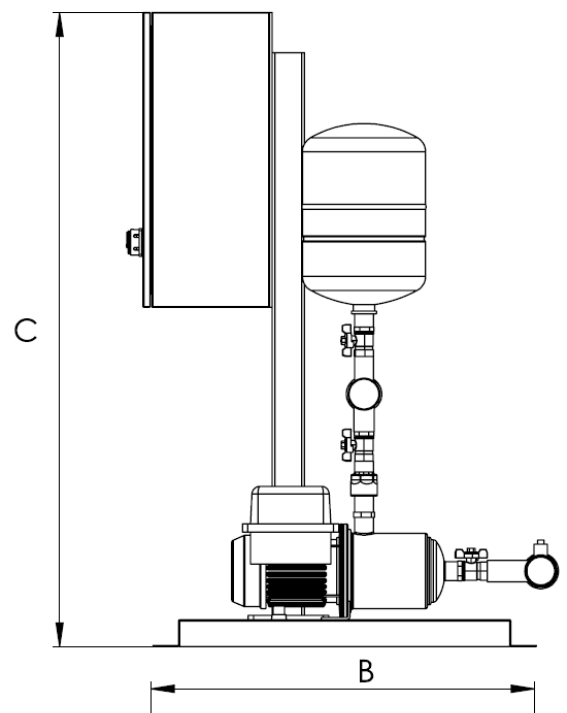
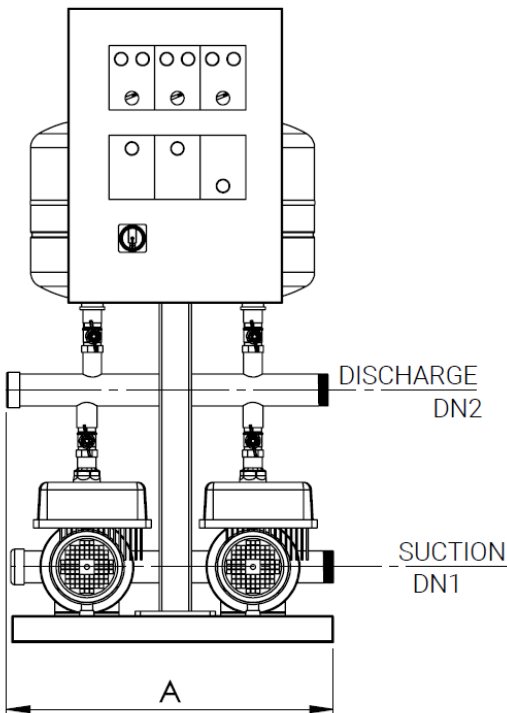
WRAS Approved Pump

AISI 304 Stainless Steel Horizontal or Vertical Multistage Pumps

Twin Pump Models & Dimensions

MODEL	Kw Per Pump	F.L.C. AMPS Per Pump 1 Phase	F.L.C. AMPS Per Pump 3 Phase	Suction DN1	Discharge DN2	A WIDTH mm	B DEPTH mm	C HEIGHT mm
flowboost PREMIUM 2V.E.K.H.*3005	0.75	2.7	1.6	2" BSP	1½" BSP	600	781	1250
flowboost PREMIUM 2V.E.K.H.*3007	1.1	3.6	2.1	2" BSP	1½" BSP	600	829	1250
flowboost PREMIUM 2V.E.K.H.*3009	1.5	5.1	3.0	2" BSP	1½" BSP	600	877	1250
flowboost PREMIUM 2V.E.K.H.*5004	1.1	3.2	1.9	2" BSP	1½" BSP	600	757	1250
flowboost PREMIUM 2V.E.K.H.*5005	1.1	3.7	2.2	2" BSP	1½" BSP	600	781	1250
flowboost PREMIUM 2V.E.K.H.*5006	1.5	5.0	2.9	2" BSP	1½" BSP	600	805	1250
flowboost PREMIUM 2V.E.K.H.*5007	1.5	5.5	3.2	2" BSP	1½" BSP	600	829	1250
flowboost PREMIUM 2V.E.K.H.*5009	2.2	7.4	4.3	2" BSP	1½" BSP	600	877	1250
flowboost PREMIUM 2V.E.K.H.*9004	1.5	5.5	3.2	2½" BSP	2" BSP	600	807	1250
flowboost PREMIUM 2V.E.K.H.*9005	2.2	7.1	4.1	2½" BSP	2" BSP	600	837	1250
flowboost PREMIUM 2V.E.K.H.*9006	2.2	8.2	4.7	2½" BSP	2" BSP	600	867	1250
flowboost PREMIUM 2V.E.K.H.*9008	3.0	N/A	6.9	2½" BSP	2" BSP	600	927	1250

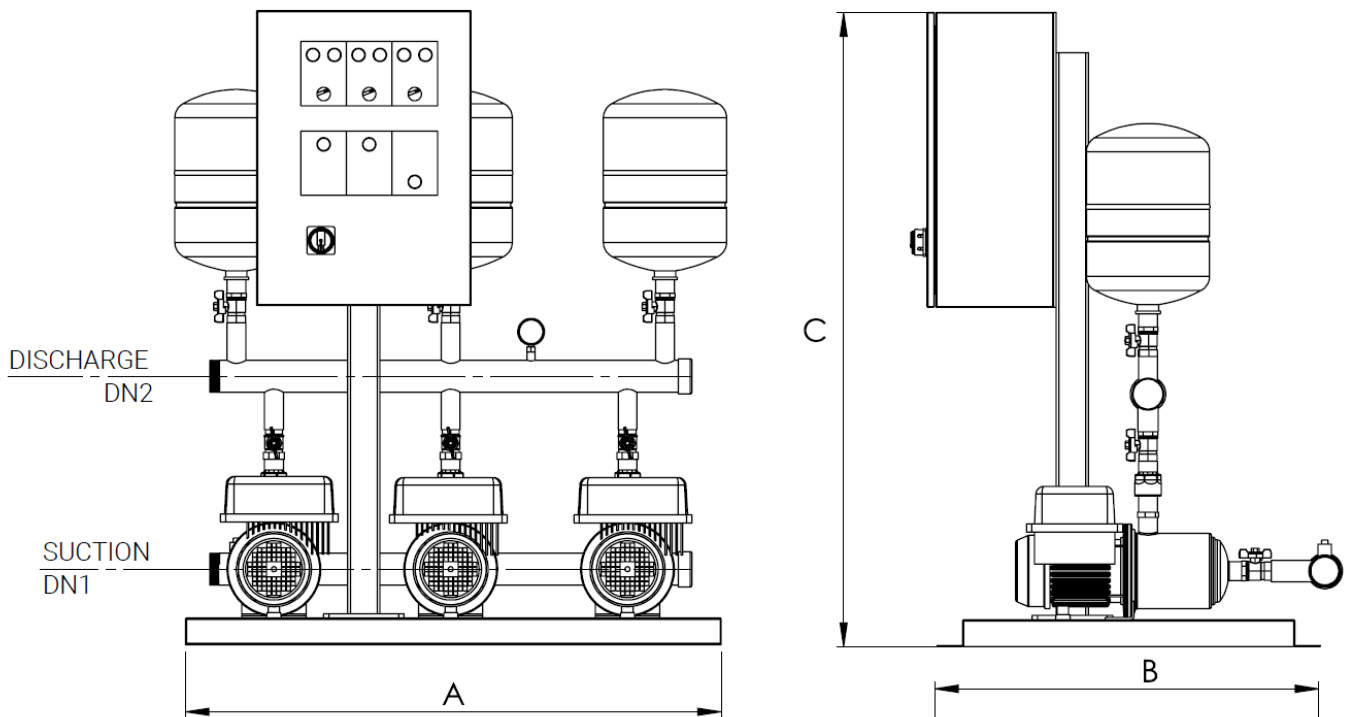
* AV Mounts add 30mm to the height of the booster set



Three Pump Models & Dimensions

MODEL	Kw Per Pump	F.L.C. AMPS Per Pump 1 Phase	F.L.C. AMPS Per Pump 3 Phase	Suction DN1	Discharge DN2	A WIDTH mm	B DEPTH mm	C HEIGHT mm
flowboost PREMIUM 3V.E.K.H.*3005	0.75	2.7	1.6	2 ½" BSP	2" BSP	900	796	1250
flowboost PREMIUM 3V.E.K.H.*3007	1.1	3.6	2.1	2 ½" BSP	2" BSP	900	844	1250
flowboost PREMIUM 3V.E.K.H.*3009	1.5	5.1	3.0	2 ½" BSP	2" BSP	900	892	1250
flowboost PREMIUM 3V.E.K.H.*5004	1.1	3.2	1.9	2 ½" BSP	2" BSP	900	772	1250
flowboost PREMIUM 3V.E.K.H.*5005	1.1	3.7	2.2	2 ½" BSP	2" BSP	900	796	1250
flowboost PREMIUM 3V.E.K.H.*5006	1.5	5.0	2.9	2 ½" BSP	2" BSP	900	820	1250
flowboost PREMIUM 3V.E.K.H.*5007	1.5	5.5	3.2	2 ½" BSP	2" BSP	900	844	1250
flowboost PREMIUM 3V.E.K.H.*5009	2.2	7.4	4.3	2 ½" BSP	2" BSP	900	892	1250
flowboost PREMIUM 3V.E.K.H.*9004	1.5	5.5	3.2	3" BSP	2 ½" BSP	900	827	1250
flowboost PREMIUM 3V.E.K.H.*9005	2.2	7.1	4.1	3" BSP	2 ½" BSP	900	857	1250
flowboost PREMIUM 3V.E.K.H.*9006	2.2	8.2	4.7	3" BSP	2 ½" BSP	900	887	1250
flowboost PREMIUM 3V.E.K.H.*9008	3.0	N/A	6.9	3" BSP	2 ½" BSP	900	947	1250

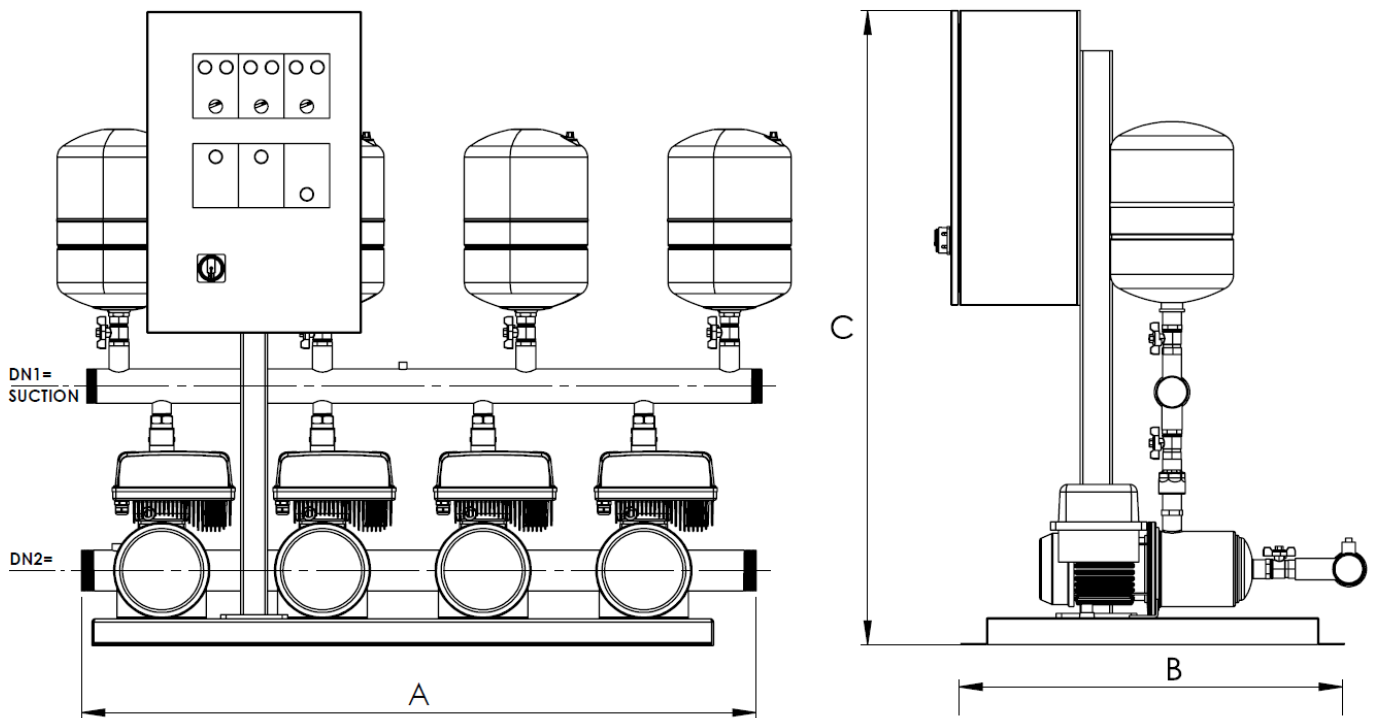
* AV Mounts add 30mm to the height of the booster set



Four Pump Models & Dimensions

MODEL	Kw Per Pump	F.L.C. AMPS Per Pump 1 Phase	F.L.C. AMPS Per Pump 3 Phase	Suction DN1	Discharge DN2	A WIDTH mm	B DEPTH mm	C HEIGHT mm
flowboost PREMIUM 4V.E.K.H.*3005	0.75	2.7	1.6	3" BSP	2 ½" BSP	1420	881	1250
flowboost PREMIUM 4V.E.K.H.*3007	1.1	3.6	2.1	3" BSP	2 ½" BSP	1420	929	1250
flowboost PREMIUM 4V.E.K.H.*3009	1.5	5.1	3.0	3" BSP	2 ½" BSP	1420	977	1250
flowboost PREMIUM 4V.E.K.H.*5004	1.1	3.2	1.9	3" BSP	2 ½" BSP	1420	857	1250
flowboost PREMIUM 4V.E.K.H.*5005	1.1	3.7	2.2	3" BSP	2 ½" BSP	1420	881	1250
flowboost PREMIUM 4V.E.K.H.*5006	1.5	5.0	2.9	3" BSP	2 ½" BSP	1420	905	1250
flowboost PREMIUM 4V.E.K.H.*5007	1.5	5.5	3.2	3" BSP	2 ½" BSP	1420	929	1250
flowboost PREMIUM 4V.E.K.H.*5009	2.2	7.4	4.3	3" BSP	2 ½" BSP	1420	977	1250
flowboost PREMIUM 4V.E.K.H.*9004	1.5	5.5	3.2	3" BSP	3" BSP	1420	902	1250
flowboost PREMIUM 4V.E.K.H.*9005	2.2	7.1	4.1	3" BSP	3" BSP	1420	932	1250
flowboost PREMIUM 4V.E.K.H.*9006	2.2	8.2	4.7	3" BSP	3" BSP	1420	962	1250
flowboost PREMIUM 4V.E.K.H.*9008	3.0	N/A	6.9	3" BSP	3" BSP	1420	1022	1250

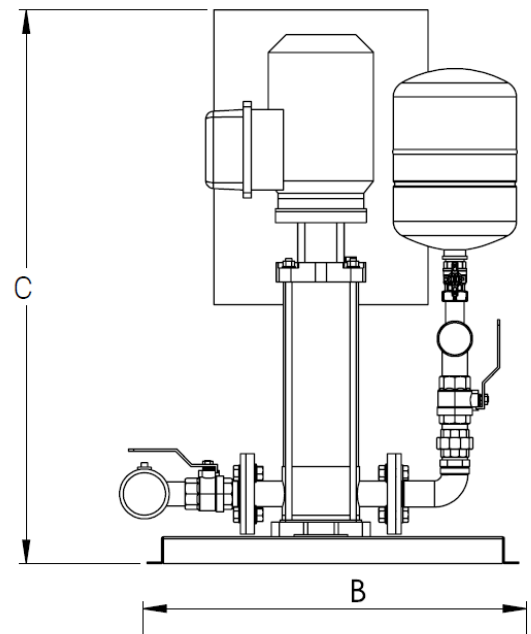
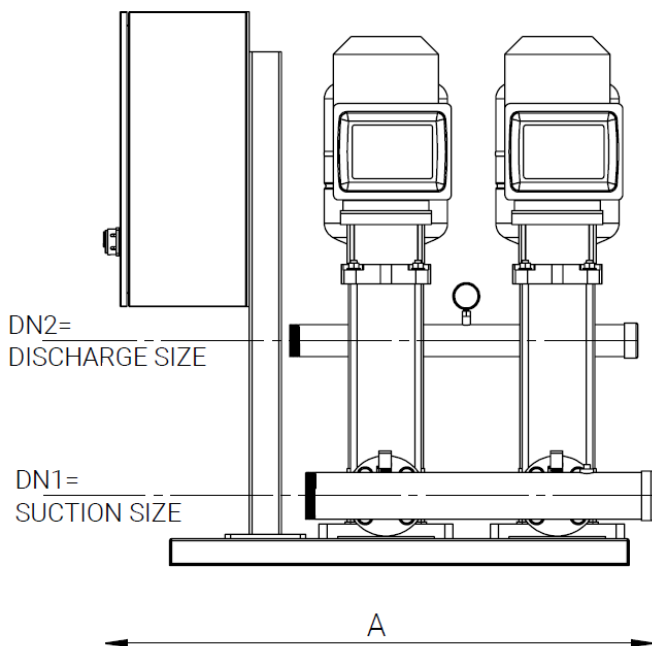
* AV Mounts add 30mm to the height of the booster set



Twin Pump Models & Dimensions

MODEL	Kw Per Pump	F.L.C. AMPS Per Pump 1 Phase	F.L.C. AMPS Per Pump 3 Phase	Suction DN1	Discharge DN2	A WIDTH mm	B DEPTH mm	C HEIGHT mm
flowboost PREMIUM 2V.E.K.V.3.0613	1.5	5.2	3.0	2" BSP	2" BSP	950	705	1250
flowboost PREMIUM 2V.E.K.V.3.0617	2.2	8.0	4.6	2" BSP	2" BSP	950	720	1250
flowboost PREMIUM 2V.E.K.V.3.0619	3.0	N/A	5.6	2" BSP	2" BSP	950	720	1250

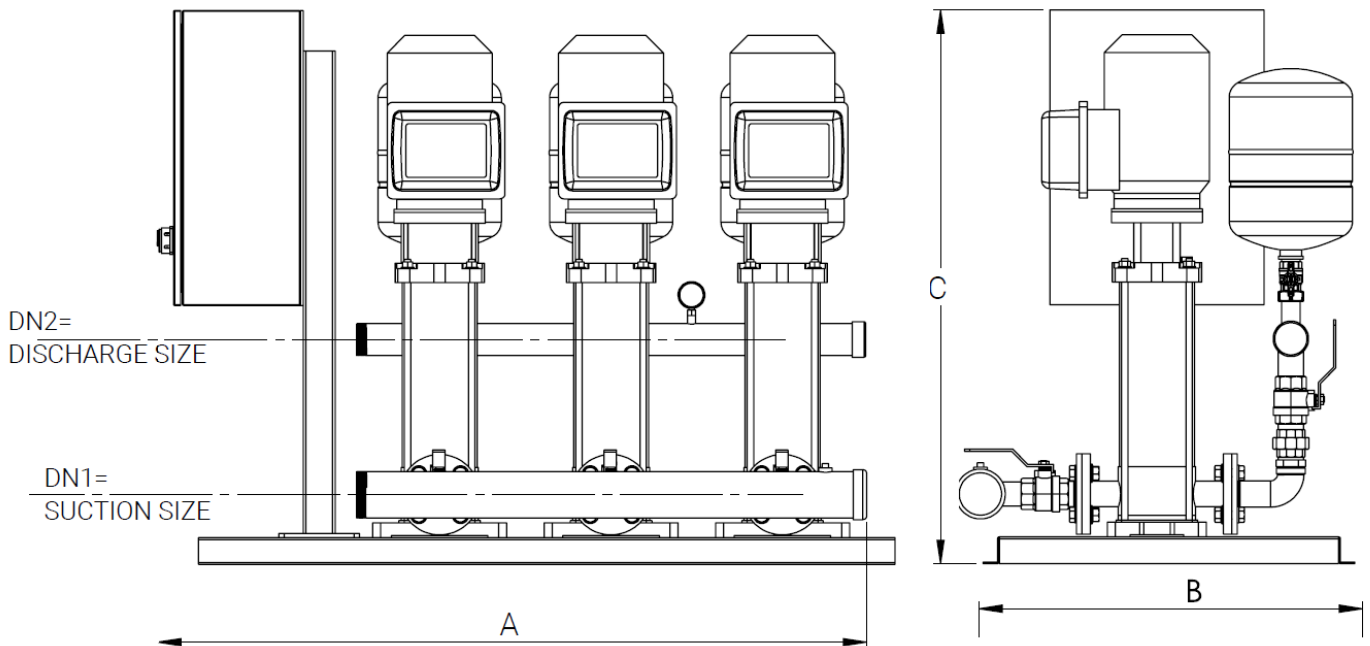
* AV Mounts add 30mm to the height of the booster set



Three Pump Models & Dimensions

MODEL	Kw Per Pump	F.L.C. AMPS Per Pump 1 Phase	F.L.C. AMPS Per Pump 3 Phase	Suction DN1	Discharge DN2	A WIDTH mm	B DEPTH mm	C HEIGHT mm
flowboost PREMIUM 3V.E.K.V.3.0613	1.5	5.2	3.0	2 ½" BSP	2" BSP	1225	720	1250
flowboost PREMIUM 3V.E.K.V.3.0617	2.2	8.0	4.6	2 ½" BSP	2" BSP	1225	720	1250
flowboost PREMIUM 3V.E.K.V.3.0619	3.0	N/A	5.6	2 ½" BSP	2" BSP	1225	720	1250
flowboost PREMIUM 3V.E.K.V.3.1009	3.0	N/A	5.6	3" BSP	2 ½" BSP	1225	800	1250
flowboost PREMIUM 3V.E.K.V.3.1011	4.0	N/A	9.7	3" BSP	2 ½" BSP	1225	800	1250
flowboost PREMIUM 3V.E.K.V.3.1013	4.0	N/A	9.7	3" BSP	2 ½" BSP	1225	800	1250
flowboost PREMIUM 3V.E.K.V.3.1015	5.5	N/A	10.2	3" BSP	2 ½" BSP	1390	800	1304
flowboost PREMIUM 3V.E.K.V.3.1505	4.0	N/A	9.7	DN100	DN80	1400	980	1250
flowboost PREMIUM 3V.E.K.V.3.1507	5.5	N/A	14.4	DN100	DN80	1400	980	1250
flowboost PREMIUM 3V.E.K.V.3.1509	7.5	N/A	14.4	DN100	DN80	1400	980	1344
flowboost PREMIUM 3V.E.K.V.3.1510	11	N/A	19.9	DN100	DN80	1400	980	1487

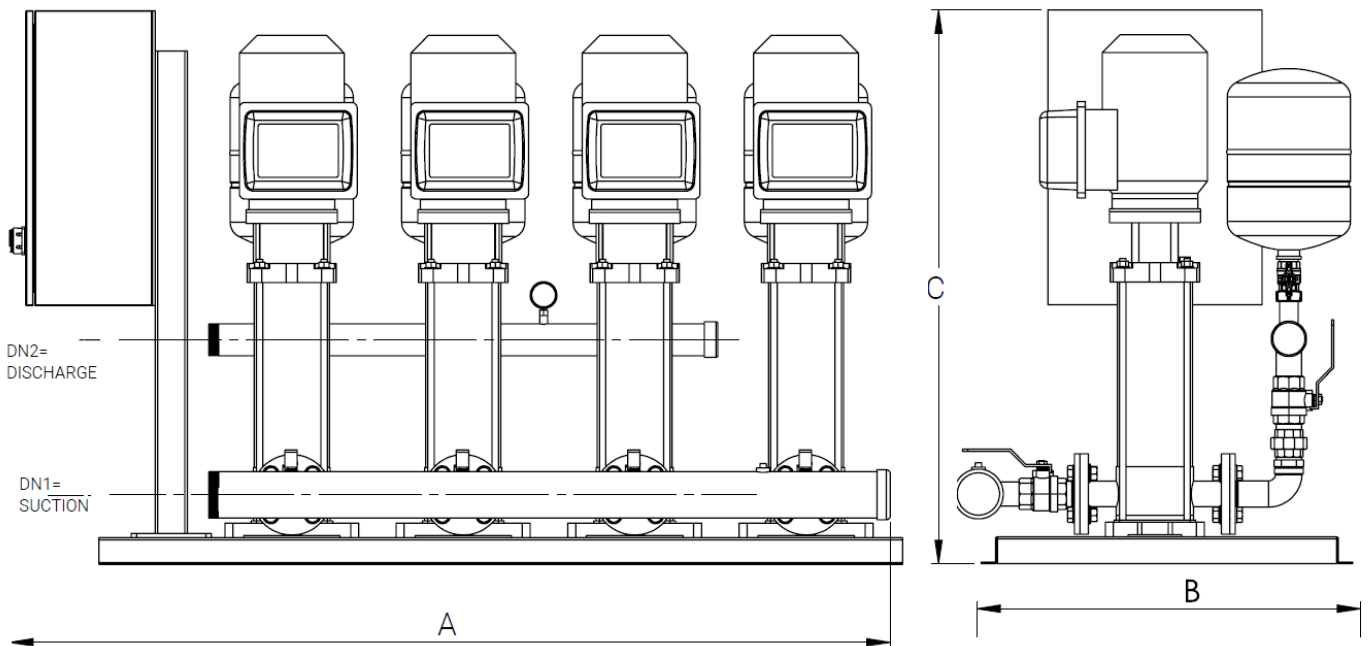
* AV Mounts add 30mm to the height of the booster set



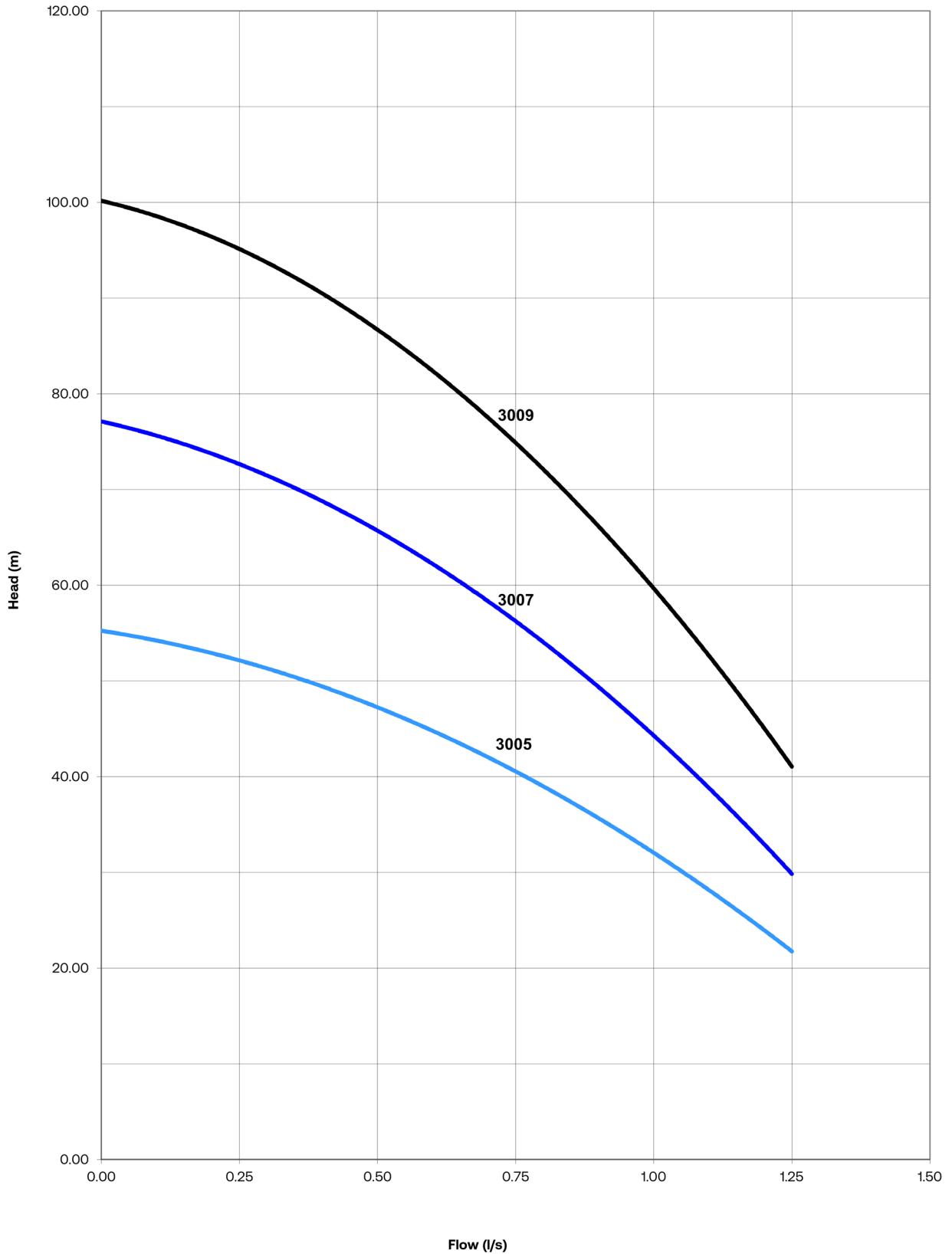
Four Pump Models & Dimensions

MODEL	Kw Per Pump	F.L.C. AMPS Per Pump 1 Phase	F.L.C. AMPS Per Pump 3 Phase	Suction DN1	Discharge DN2	A WIDTH mm	B DEPTH mm	C HEIGHT mm
flowboost PREMIUM 4V.E.K.V.3.0613	1.5	5.2	3.0	3" BSP	2 ½" BSP	1715	810	1250
flowboost PREMIUM 4V.E.K.V.3.0617	2.2	8.0	4.6	3" BSP	2 ½" BSP	1715	810	1250
flowboost PREMIUM 4V.E.K.V.3.0619	3.0	N/A	5.6	3" BSP	2 ½" BSP	1715	810	1250
flowboost PREMIUM 4V.E.K.V.3.1009	3.0	N/A	5.6	3" BSP	3" BSP	1715	900	1250
flowboost PREMIUM 4V.E.K.V.3.1011	4.0	N/A	9.7	3" BSP	3" BSP	1715	900	1250
flowboost PREMIUM 4V.E.K.V.3.1013	4.0	N/A	9.7	3" BSP	3" BSP	1715	900	1250
flowboost PREMIUM 4V.E.K.V.3.1015	5.5	N/A	10.2	3" BSP	3" BSP	1715	900	1304
flowboost PREMIUM 4V.E.K.V.3.1505	4.0	N/A	9.7	DN100	DN100	1725	980	1250
flowboost PREMIUM 4V.E.K.V.3.1507	5.5	N/A	14.4	DN100	DN100	1725	980	1250
flowboost PREMIUM 4V.E.K.V.3.1509	7.5	N/A	14.4	DN100	DN100	1725	980	1344
flowboost PREMIUM 4V.E.K.V.3.1510	11	N/A	19.9	DN100	DN100	1725	980	1487

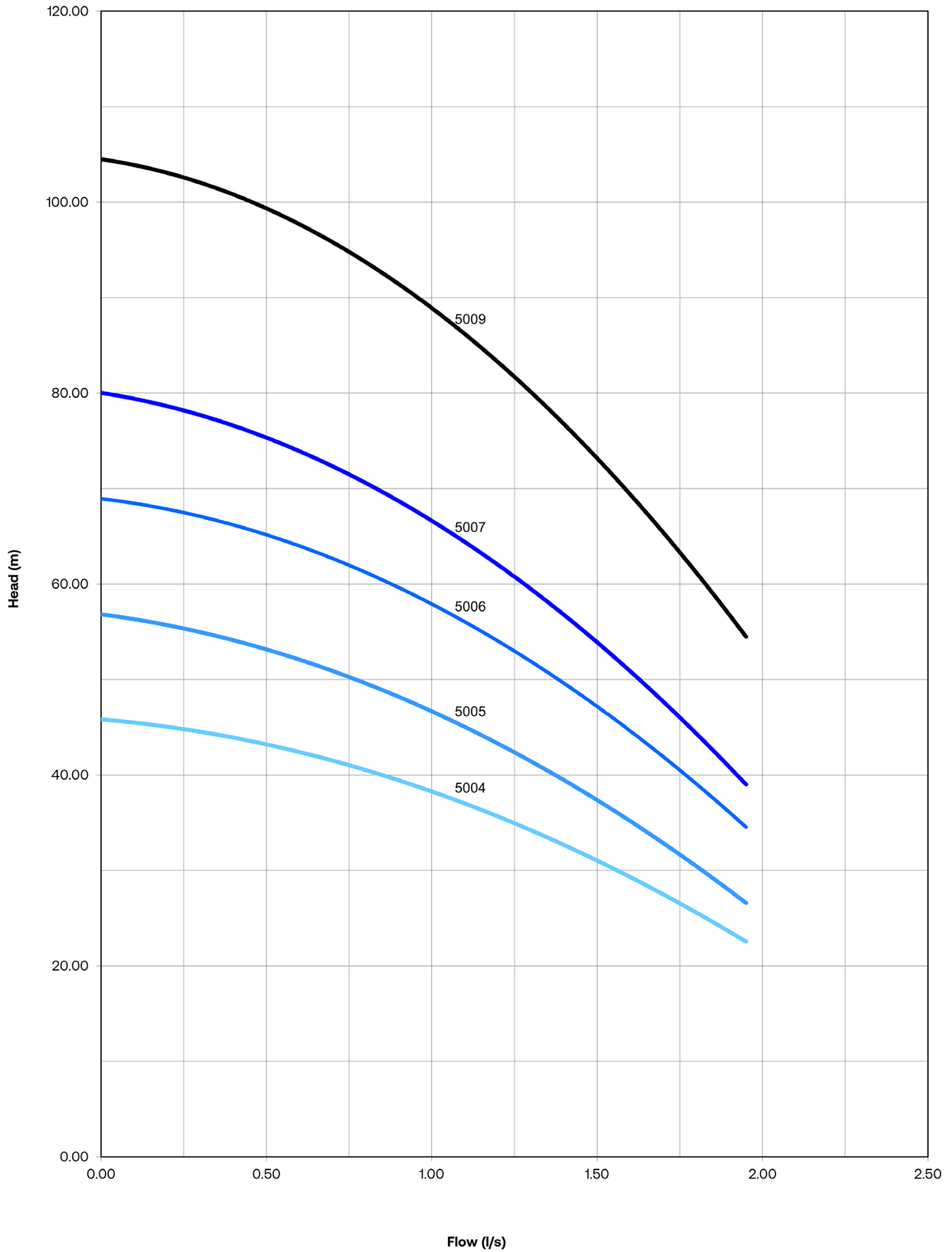
* AV Mounts add 30mm to the height of the booster set



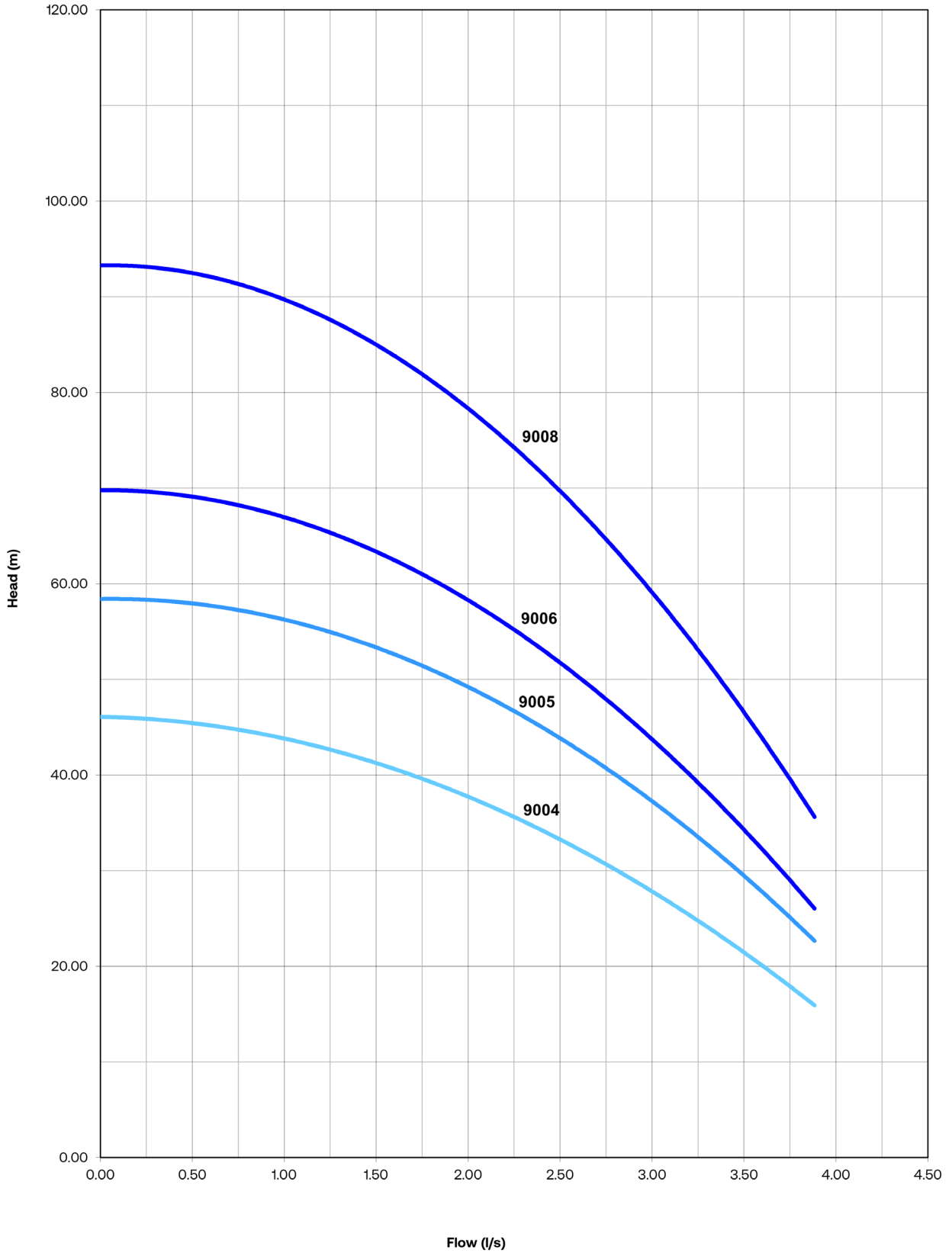
Performance Curve - 3 Range



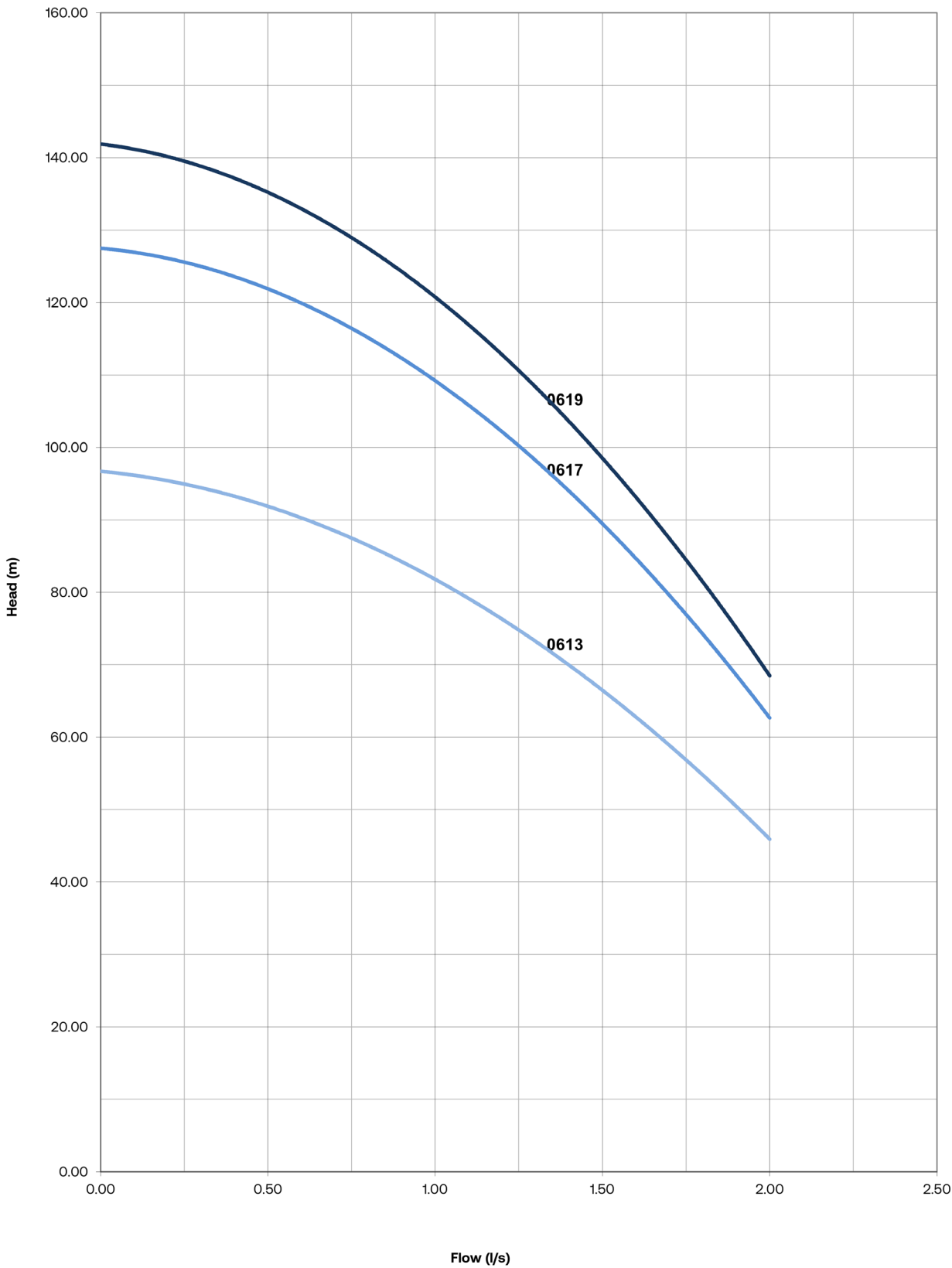
Performance Curve - 5 Range



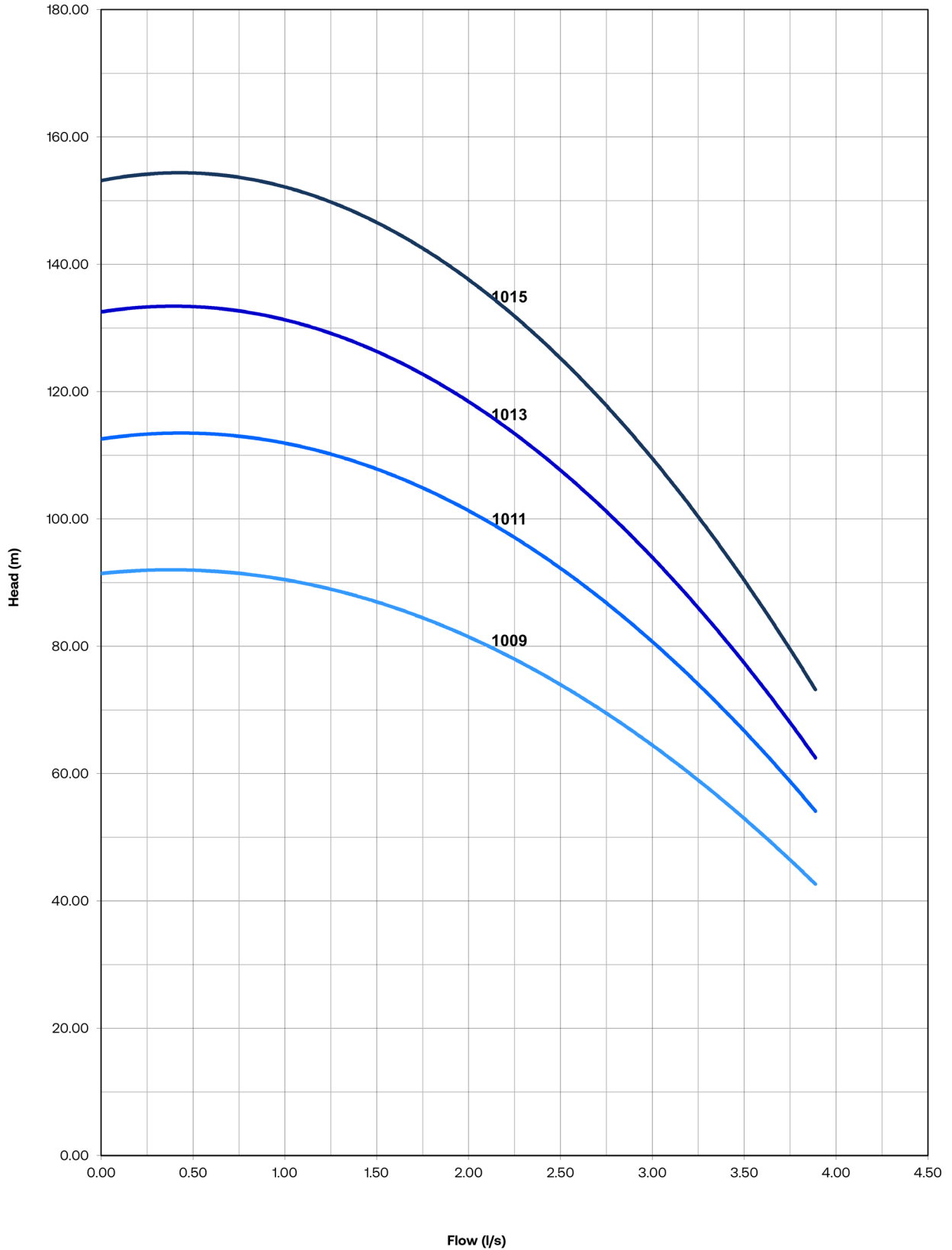
Performance Curve - 9 Range



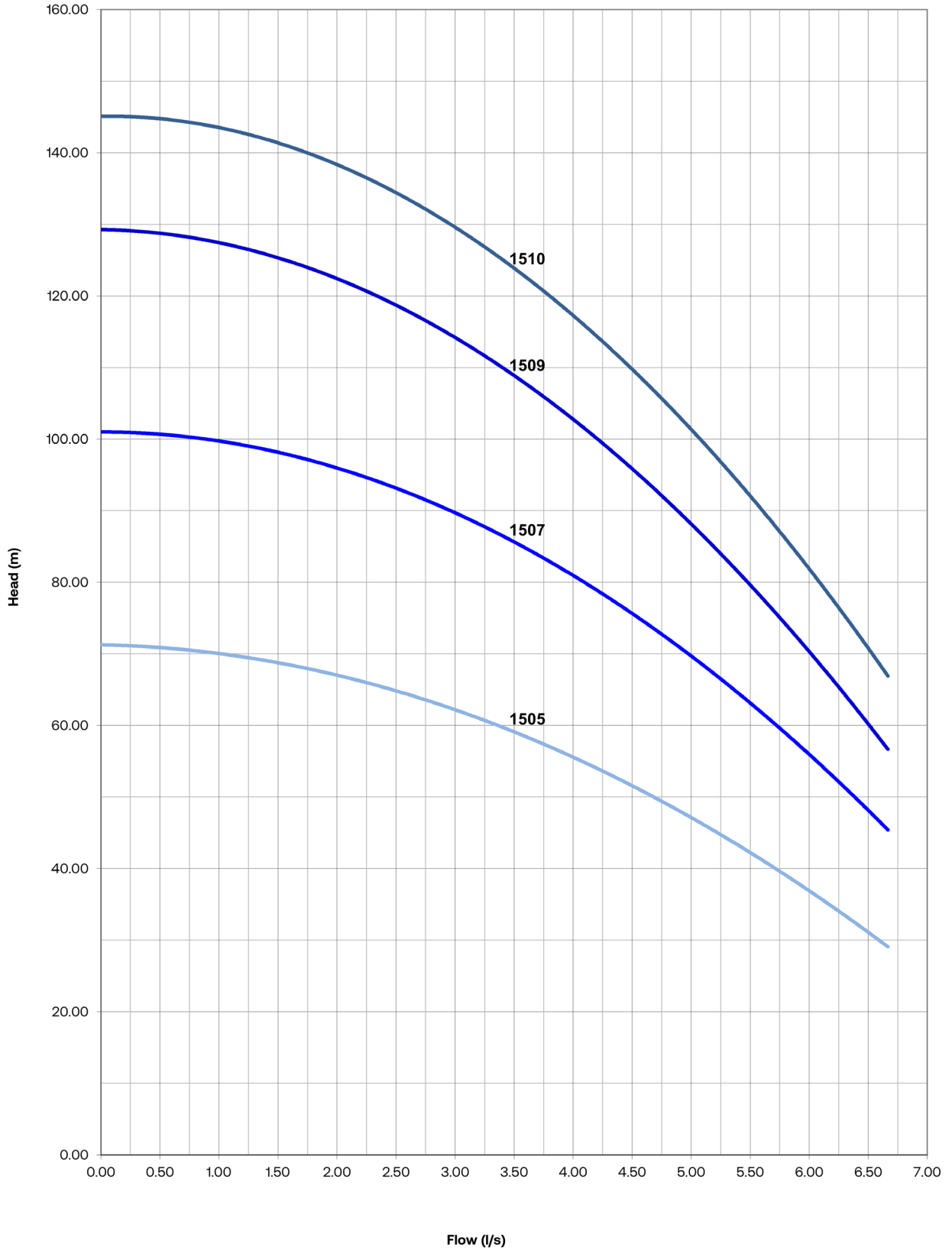
Performance Curve - 6 Range




Performance Curve - 10 Range



Performance Curve - 15 Range



OPTIONAL EXTRAS



Suction and Discharge Valve Kits

Suction and discharge isolating valve kits to aid in servicing and commissioning



Stainless Steel Flexible Connectors

Designed for installation on vibrating equipment to reduce the transmission of noise and vibration. WRAS Approved.



Anti Vibration Mounts

Flowmount anti vibration mounts for the base to reduce vibrations



Flowsafe Float Switch

5 or 10m float switch to provide low water protection and protect pumps from dry running in the event of mains water interruption

flowzone[®]

MEMBERS AREA

This section of the **flowtech**[®] website holds information exclusively for members. Members will need to log in to gain access to these pages.

Our member's will be granted exclusive access to our technical resource library. Within this resource is a wide range of product information including data sheets, technical drawings, O&M Manuals and training videos



flowcare[®]

AFTER SALES SERVICE

At **flowtech**[®] we operate a network of Service Engineers located throughout the UK who are supported by our offices located in Greater Manchester. The distribution of engineers means that in the majority of cases we are less than 4 hours away from attending a customer call out.

We place great emphasis on providing technical back up to support our Service Engineers in resolving some difficult operational and technical issues. We pride ourselves on completing a project on time, within budget and never leaving a problem unresolved, or a customer waiting. This quality of service has made us the first choice for our customers.

FOR FURTHER INFORMATION OR ASSISTANCE

contact us

Flowtech Water Solutions are experts in water services and water booster sets. We have continuously supplied a wide range of standard and custom products since being founded in 1996.

MANUFACTURE & SUPPLY

TELEPHONE : 0333 200 1756

EMAIL: info@flowtech.org.uk

SERVICE & MAINTENANCE

TELEPHONE : 0333 200 1813

EMAIL: service@flowtech.org.uk

WEBSITE: www.flowtech.org.uk

ADDRESS : Unit 1 Lock Flight Buildings, Wheatlea Industrial Estate,
Wigan, Greater Manchester WN3 6XP United Kingdom

