



flowpac[®]


G.H Range
Packaged Booster Sets

DATA SHEET

First Publication Date: 01/09/2020

Revision: v1

Revision Date:



70 dba

DECIBEL
LEVEL



COMPACT
DESIGN



SINGLE PHASE



CE MARKED

Available in two tank configurations*

One Piece
Two Piece

Available as divided tank

PRODUCT OVERVIEW

Flowpac G.H Range
Packaged Booster Sets

Flowpac G.H Packaged Booster Set range, offering space saving solutions for boosting water in large domestic and commercial premises. Standard tank sizes from 600 litres designed to fit through a standard doorway, to 3000 litres, these are available in AG, AA and AB (CAT 5) airgap configurations. with upto 3 pumps and a range of tank capacities.

- 1, 2 or 3 pump options
- Maximum delivery pressure 5.0 bar
- Suitable for a 1 phase 230 volt supply only
- Noise output <45 dBA
- 600 - 3001 litre standard tank sizes
- AG, CAT 5 (AB) Fluid Category Protection (Available On Request)
- WRAS Approved water storage tank manufactured from GRP with 25mm insulation
- Low Water Level Protection
- Complete with Volt free contacts
- Flowvess ACV.H Expansion vessel with 5 Year Guarantee

PRODUCT DETAILED OVERVIEW

Flowpac G.H Range
Packaged Booster Sets



Float Switch

Low water protection is fitted to prevent pump running dry in the event of a mains water interruption.



Overflow

Screened Vent and Overflow with an easy access snap-lock maintenance port.



LED Inverter

Variable speed drive containing state of the art technology to optimise performance and efficiency.



GRP Tank

Standard sizes available from 600 to 3000 litre complete with 25mm insulation.



MODELS, DIMENSIONS & ELECTRICAL DATA

Flowpac G.H Range
Single Pump Packaged Booster Sets

MODEL	Kw Per Pump	F.L.C. AMPS Per Pump 1 Phase	F.L.C. AMPS Per Pump 3 Phase	Suction CONNECTION DN1	Discharge CONNECTION DN2
flowboost 1V.G.H.*0105	0.37	2.24	1.46	1"	1"
flowboost 1V.G.H.*0108	0.55	3.07	1.90	1"	1"
flowboost 1V.G.H.*0111	0.75	4.04	2.41	1"	1"
flowboost 1V.G.H.*0115	1.1	5.85	3.45	1"	1"
flowboost 1V.G.H.*0117	1.5	7.77	4.39	1"	1"
flowboost 1V.G.H.*0303	0.37	2.24	1.47	1"	1"
flowboost 1V.G.H.*0305	0.55	3.07	1.92	1"	1"
flowboost 1V.G.H.*0307	0.75	4.06	2.43	1"	1"
flowboost 1V.G.H.*0309	1.1	5.85	3.45	1"	1"
flowboost 1V.G.H.*0312	1.5	7.80	4.42	1"	1"
flowboost 1V.G.H.*0502	0.37	2.24	1.48	1 1/4"	1"
flowboost 1V.G.H.*0503	0.55	3.07	1.92	1 1/4"	1"
flowboost 1V.G.H.*0504	0.75	4.05	2.42	1 1/4"	1"
flowboost 1V.G.H.*0506	1.1	5.85	3.46	1 1/4"	1"
flowboost 1V.G.H.*0508	1.5	7.82	4.44	1 1/4"	1"
flowboost 1V.G.H.*0510	2.2	N/A	5.87	1 1/4"	1"
flowboost 1V.G.H.*1001	0.75	3.80	2.24	1 1/2"	1 1/4"
flowboost 1V.G.H.*1002	1.1	5.85	3.45	1 1/2"	1 1/4"
flowboost 1V.G.H.*1003	1.5	7.81	4.43	1 1/2"	1 1/4"
flowboost 1V.G.H.*1004	2.2	N/A	5.87	1 1/2"	1 1/4"
flowboost 1V.G.H.*1501	1.1	5.85	3.45	2"	1 1/2"
flowboost 1V.G.H.*1502	1.5	7.85	4.47	2"	1 1/2"
flowboost 1V.G.H.*1503	2.2	N/A	5.80	2"	1 1/2"

MODELS, DIMENSIONS & ELECTRICAL DATA

Flowpac G.H Range
Twin Pump Packaged Booster Sets

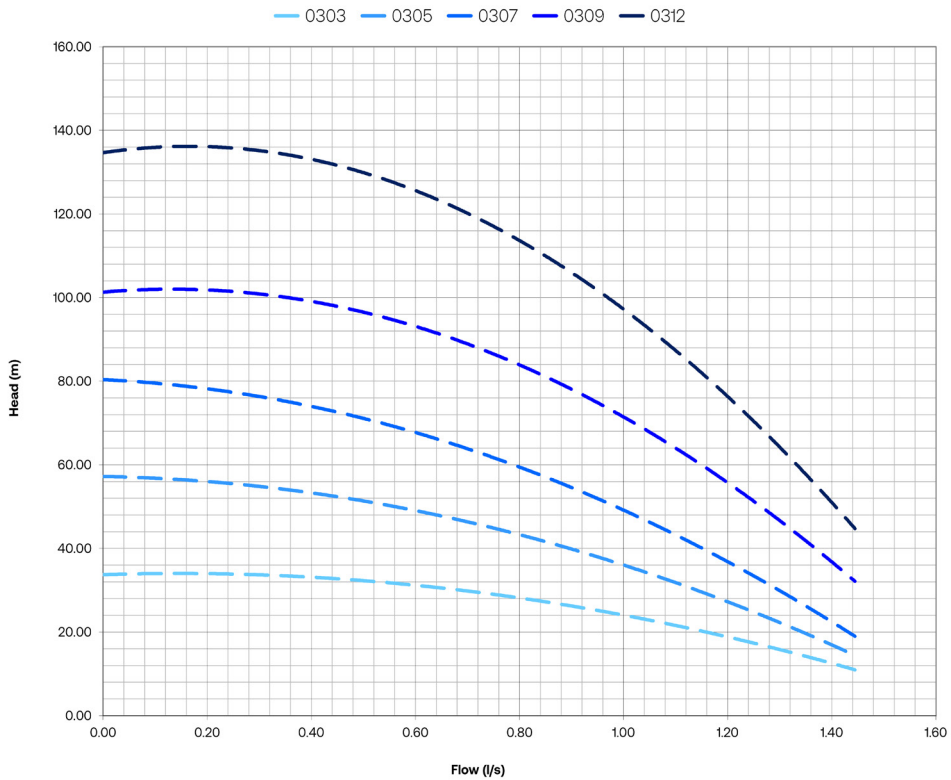
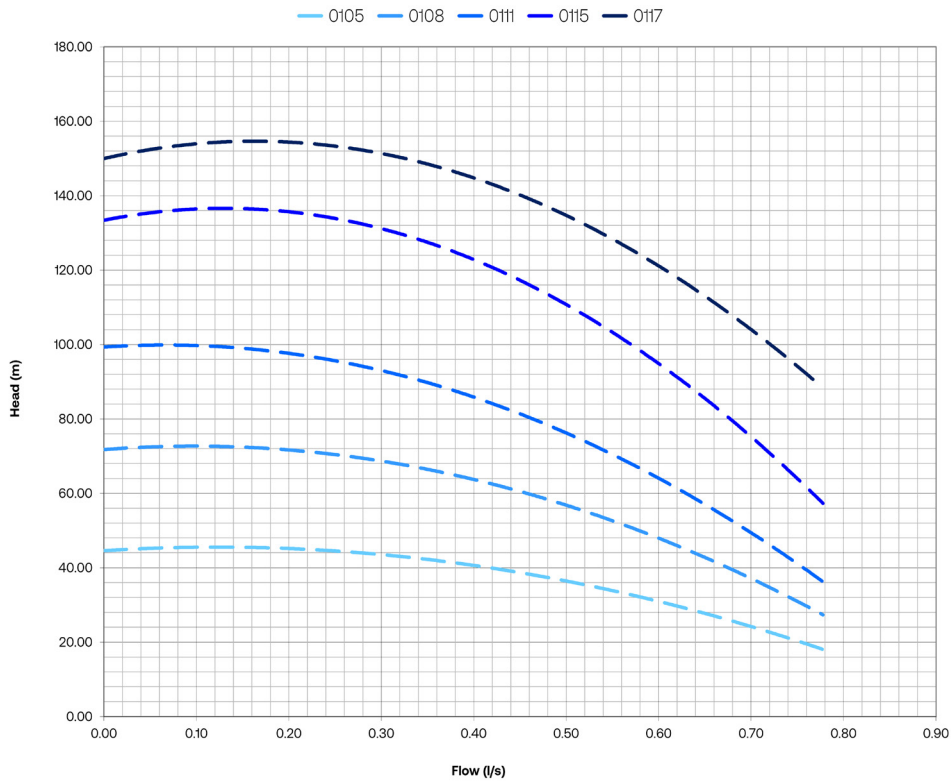
MODEL	Kw Per Pump	F.L.C. AMPS Per Pump 1 Phase	F.L.C. AMPS Per Pump 3 Phase	Suction CONNECTION DN1	Discharge CONNECTION DN2
flowboost 2V.G.H.*0105	0.37	2.24	1.46	2"	2"
flowboost 2V.G.H.*0108	0.55	3.07	1.90	2"	2"
flowboost 2V.G.H.*0111	0.75	4.04	2.41	2"	2"
flowboost 2V.G.H.*0115	1.1	5.85	3.45	2"	2"
flowboost 2V.G.H.*0117	1.5	7.77	4.39	2"	2"
flowboost 2V.G.H.*0303	0.37	2.24	1.47	2"	2"
flowboost 2V.G.H.*0305	0.55	3.07	1.92	2"	2"
flowboost 2V.G.H.*0307	0.75	4.06	2.43	2"	2"
flowboost 2V.G.H.*0309	1.1	5.85	3.45	2"	2"
flowboost 2V.G.H.*0312	1.5	7.80	4.42	2"	2"
flowboost 2V.G.H.*0502	0.37	2.24	1.48	2"	2"
flowboost 2V.G.H.*0503	0.55	3.07	1.92	2"	2"
flowboost 2V.G.H.*0504	0.75	4.05	2.42	2"	2"
flowboost 2V.G.H.*0506	1.1	5.85	3.46	2"	2"
flowboost 2V.G.H.*0508	1.5	7.82	4.44	2"	2"
flowboost 2V.G.H.*0510	2.2	N/A	5.87	2"	2"
flowboost 2V.G.H.*1001	0.75	3.80	2.24	2½"	2½"
flowboost 2V.G.H.*1002	1.1	5.85	3.45	2½"	2½"
flowboost 2V.G.H.*1003	1.5	7.81	4.43	2½"	2½"
flowboost 2V.G.H.*1004	2.2	N/A	5.87	2½"	2½"
flowboost 2V.G.H.*1501	1.1	5.85	3.45	3"	3"
flowboost 2V.G.H.*1502	1.5	7.85	4.47	3"	3"
flowboost 2V.G.H.*1503	2.2	N/A	5.80	3"	3"



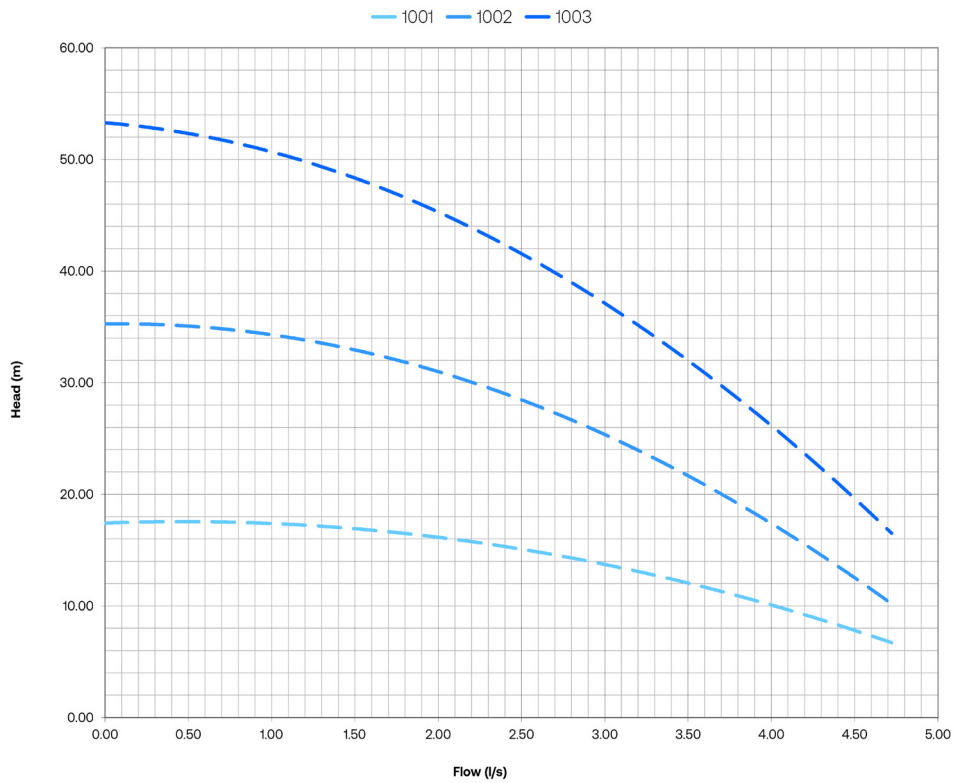
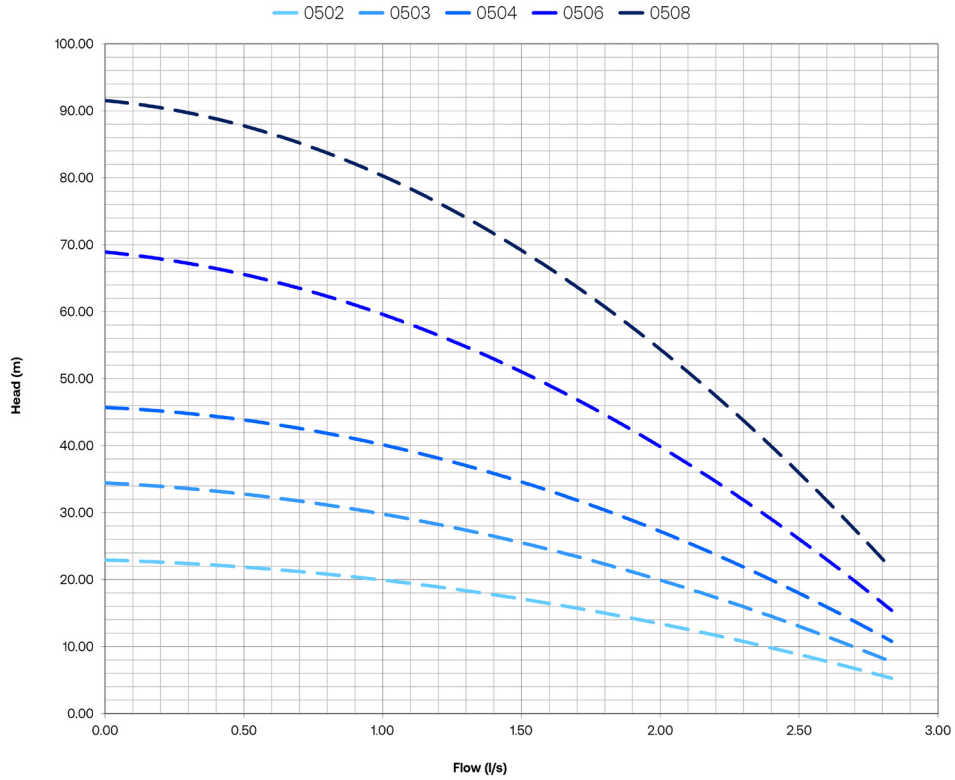
MODELS, DIMENSIONS & ELECTRICAL DATA

Tank Sizes	Tank Specification	Overall Dimensions L x W x H (mm)	Nominal Capacity (litres)
600	One piece GRP c/w 25mm Insulation *	1160 x 660 x 2340 high	600
1000	One piece GRP c/w 25mm Insulation *	1183 x 1183 x 2200 high	1000
1220	One piece GRP c/w 25mm Insulation *	1183 x 1183 x 2420 high	1220
1501	One piece GRP c/w 25mm Insulation *	1183 x 1183 x 2700 high	1500
2000	One piece GRP c/w 25mm Insulation *	2195 x 1195 x 2200 high	2000
2250	One piece GRP c/w 25mm Insulation *	1702 x 1202 x 2700 high	2250
3001	One piece GRP c/w 25mm Insulation *	2182 x 1182 x 2700 high	3000

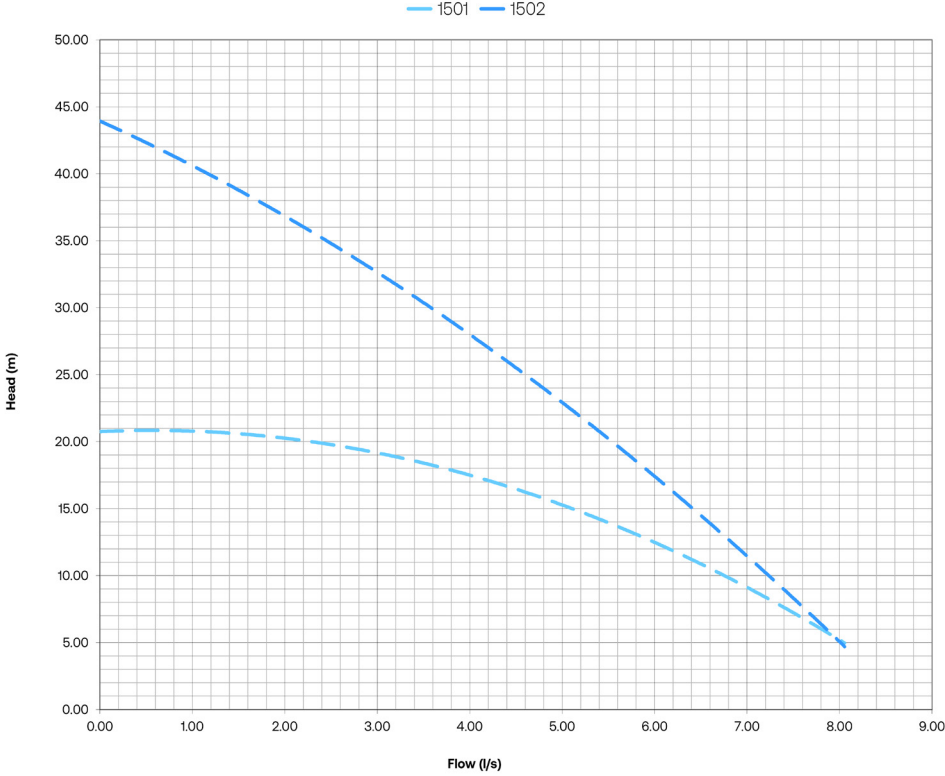
PERFORMANCE CURVE DATA




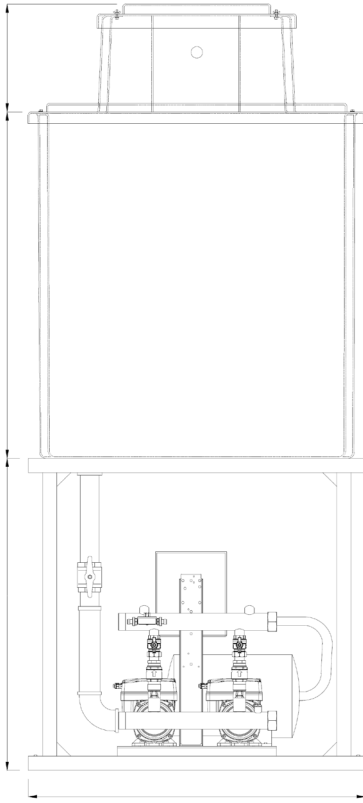
PERFORMANCE CURVE DATA




PERFORMANCE CURVE DATA



DIMENSIONAL DRAWINGS & **SCHEMATICS**





flowtech[®]
WATER SOLUTIONS

flowzone[®]

MEMBERS AREA

This section of the **flowtech**[®] website holds information exclusively for members. Members will need to log in to gain access to these pages.

Our member's will be granted exclusive access to our technical resource library. Within this resource is a wide range of product information including data sheets, technical drawings, O&M Manuals and training videos



flowcare[®]

AFTER SALES SERVICE

At **flowtech**[®] we operate a network of Service Engineers located throughout the UK who are supported by our offices located in Greater Manchester. The distribution of engineers means that in the majority of cases we are less than 4 hours away from attending a customer call out.

We place great emphasis on providing technical back up to support our Service Engineers in resolving some difficult operational and technical issues. We pride ourselves on completing a project on time, within budget and never leaving a problem unresolved, or a customer waiting. This quality of service has made us the first choice for our customers.

FOR FURTHER INFORMATION OR ASSISTANCE

contact us

Flowtech Water Solutions are experts in water services and water booster sets. We have continuously supplied a wide range of standard and custom products since being founded in 1996.

MANUFACTURE & SUPPLY

TELEPHONE : 0333 200 1756

EMAIL: info@flowtech.org.uk

SERVICE & MAINTENANCE

TELEPHONE : 0333 200 1813


EMAIL: service@flowtech.org.uk

WEBSITE: www.flowtech.org.uk

ADDRESS : Unit 1 Lock Flight Buildings, Wheatlea Industrial Estate,
Wigan, Greater Manchester WN3 6XP United Kingdom



Membership No. 700106



Certificate No. 185352020