



flowvess[®]

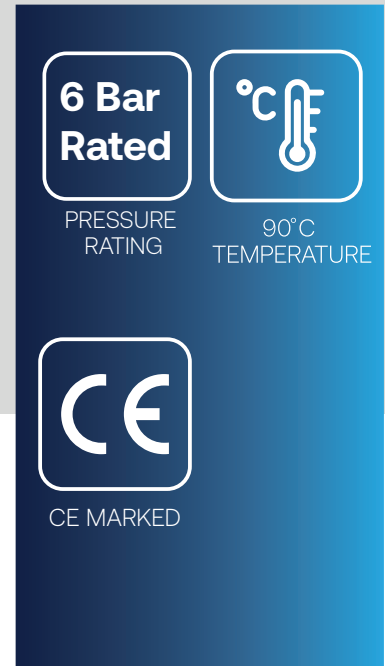
HWG-V Expansion Vessel

DATA SHEET

First Publication Date: 01/09/2020

Revision: v2

Revision Date: 16/08/2022



PRODUCT OVERVIEW

Flowvess HWG-V Range

The **flowvess** HWG-V range are designed for use in sealed heating installations, rated for a maximum operating pressure of 6 bar.

With a wide range of sizes from 50 to 1000 litres and a choice of pre-charge pressure. The Flowvess HWG-V expansion vessels are made of top-quality steel and are approved for drinking water.

The gas side is filled with nitrogen, so that corrosion is prevented and the pressure loss is limited.

A pressure tank ensures controlled pressure in the water supply and thereby limits the switching frequency of the pump in case of low water consumption or leakage loss. The result is increased comfort in your installation by limiting the start/stop frequency of your pump, and it increases system comfort by compensating for pressure drops when a tap is opened, while reducing problems with water hammer in the pipework.

Expansion vessels for heating systems are manufactured to meet the requirements of PED 97/23/EC Directive and BS EN 13831:2007 'Closed expansion vessels with built in diaphragm for installation in water'.


- Available as 6 bar Rated
- Capacity: 50 - 1000 litre
- Maximum operating temperature: 90°C
- Each vessel is factory tested.


MODELS & DIMENSIONS DATA

MODEL	Litres	ØD	Height	C Connection	Weight Kgs
flow vess HWG-V 50	50	409	493	3/4"	10.8
flow vess HWG-V 80	80	480	565	1"	14.8
flow vess HWG-V 100	100	480	670	1"	17.6
flow vess HWG-V 140	140	480	912	1"	15.0
flow vess HWG-V 200	200	634	758	1"	26.8
flow vess HWG-V 250	250	634	888	1"	28.0
flow vess HWG-V 300	300	634	1092	1"	34.0
flow vess HWG-V 400	400	740	1102	1"	55.0
flow vess HWG-V 500	500	740	1312	1"	60.0
flow vess HWG-V 600	600	740	1531	1"	74.0
flow vess HWG-V 800	800	740	1996	1"	104.0
flow vess HWG-V 1000	1000	740	2406	1"	126.0

All dimensions in mm

DIMENSIONAL DRAWINGS & SCHEMATICS





flowtech[®]
WATER SOLUTIONS

flowzone[®]

MEMBERS AREA

This section of the **flowtech**[®] website holds information exclusively for members. Members will need to log in to gain access to these pages.

Our member's will be granted exclusive access to our **flowview**[®] technical resource library. Within this resource is a wide range of product information including data sheets, technical drawings, O&M Manuals and training videos



flowcare[®]

AFTER SALES SERVICE

At **flowtech**[®] we operate a network of Service Engineers located throughout the UK who are supported by our offices located in Greater Manchester. The distribution of engineers means that in the majority of cases we are less than 4 hours away from attending a customer call out.

We place great emphasis on providing technical back up to support our Service Engineers in resolving some difficult operational and technical issues. We pride ourselves on completing a project on time, within budget and never leaving a problem unresolved, or a customer waiting. This quality of service has made us the first choice for our customers.

FOR FURTHER INFORMATION OR ASSISTANCE

contact us

Flowtech Water Solutions are experts in water services and water booster sets. We have continuously supplied a wide range of standard and custom products since being founded in 1996.

MANUFACTURE & SUPPLY

TELEPHONE : 0333 200 1756

EMAIL: info@flowtech.org.uk

SERVICE & MAINTENANCE

TELEPHONE : 0333 200 1813

EMAIL: service@flowtech.org.uk

WEBSITE: www.flowtech.org.uk

ADDRESS : Unit 1 Lock Flight Buildings, Wheatlea Industrial Estate,
Wigan, Greater Manchester WN3 6XP United Kingdom

